

# TouchTunes Parts Inquiry Frequently Asked Questions

---

## **Do I need a blue remote or a grey remote?**

The grey remote will work on any jukebox. The blue remote can be used with any jukebox that supports 433 mhz (Maestro II, Ovation, Allegro, Ovation II, Allegro MX-1, Virtuo, and Playdium)

Tip: If the jukebox is a Maestro, your best bet is to use a grey remote as some control boards will be 27mhz and some will be 433mhz. There is no easy way to tell which control board is in the jukebox until after trying to learn the remote.

## **Which PCs does this jukebox support?**

Genesis: "Beige" tower, "Black" tower. Upgrades Available: MJS, JCB, and JCB+

Rhapsody: "Beige" tower, "Black" tower. Upgrades Available: MJS, JCB, and JCB+

Maestro: "Silver Cassette" PC. Upgrades Available: MJS, JCB, and JCB+

Maestro II: MJS. Upgrades Available: JCB, and JCB+

Allegro: MJS. Upgrades Available: JCB, and JCB+

Ovation: MJS. Upgrades Available: JCB, and JCB+

Allegro MX-1: JCB. Upgrades Available: JCB+

Ovation II: JCB. Upgrades Available: JCB+

## **Which monitor does this jukebox support?**

Genesis: 15" General Touch or Elo (Both require the retrofit bracket)

Rhapsody: 17" General Touch or Elo (Both require the retrofit bracket)

Maestro I/II: 15" General Touch or Elo (Bracket required for both)

Allegro: 19" General Touch or Elo (Elo requires brackets)

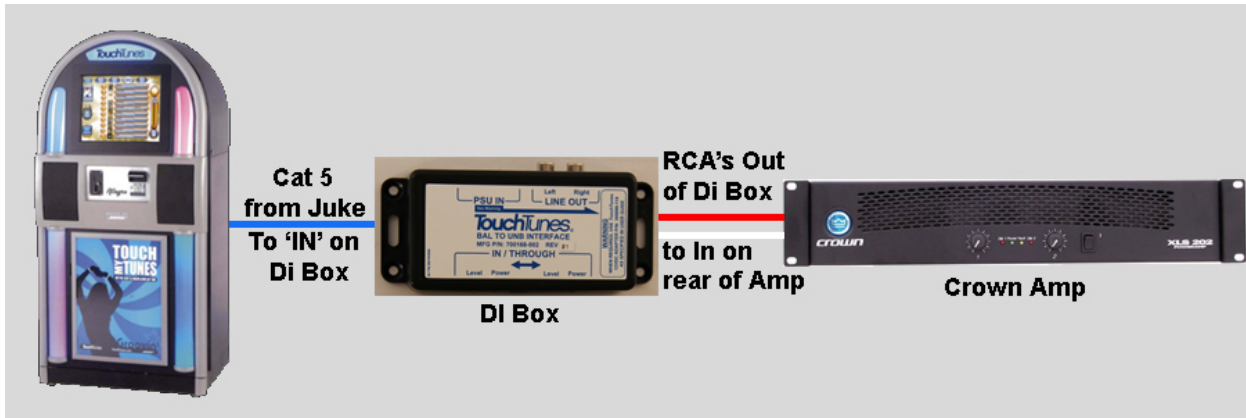
Ovation: 19" General Touch or Elo (Elo requires brackets)

Allegro MX-1: 19" General Touch or Elo (Elo requires brackets)

Ovation II: 19" General Touch or Elo (Elo requires brackets)


## What is the difference between a red DI box and a blue DI box?

A blue di box is able to convert our cat5 connection to an RCA cable sound signal. This is useful for running a signal out of the jukebox into a location's sound receiver or amplifier. As show below:




A red di box is able to convert a sound signal from an RCA cable to our cat5 connection. This is useful for running a signal into the jukebox for background music.

A red di box also has an optional power supply. If connecting to a JCB or later jukebox, the aux in port powers the red di box therefore a power supply is not necessary. If they need to run an aux input to an MJS, a coin operator could run a red di box to a blue di box. Below is a diagram showing how this works:



Alternatively, they could run the RCA cables directly to the jukebox's line in port, but this could be problematic if the length of the RCAs is over 25 feet.

If running to a JCB or later Aux in port, the operator requires a red di box. Below is how a typical line in is connected to a JCB or later jukebox:



### **Which coin mechanism does the jukebox support?**

For a Genesis and Rhapsody, the coin mechanism used is the Azkoyen (400052-001). The Allegro, Maestro, and Ovation use the Imonex coin mechanism (400033-001)

### **What is the difference between the Zone 1 and Zone 2 amplifiers on the Genesis/Rhapsody jukeboxes?**

The Zone 1 amplifier has an added subwoofer port to support the built in subwoofer. The Zone 2 amp is identical to the zone 1 amplifier except it does not include the subwoofer port.

### **Which jukeboxes support the Mars VN2512 bill acceptor?**

The Mars VN2512 can be used on any pre-JCB jukebox. This includes the Genesis/Rhapsody, Maestro I/II, the Allegro, and the Ovation. If any of these jukeboxes run a JCB, we do not recommend running a Mars VN2512. JCB and later requires a Mars AE2612 or the ICT V6. The AE2612 and ICT V6 work on all jukebox models and computers.

### **How do you convert a single bill acceptor jukebox to run dual bill acceptors?**

The Genesis/Rhapsody and the Maestro cannot run dual bill acceptors. Only the Allegro, Ovation, Allegro MX-1, Ovation II, Virtuo, and Playdium support dual bill acceptors. To upgrade an Allegro or Ovation to dual bill acceptors an operator must update them to a JCB computer first. Then, he must purchase a dual bill acc. bracket (400502-001), a payment means decal (Allegro: 900264-001 Ovation: 900264-002), a second bill acceptor (400331-001), and a second bill acceptor harness (300046-040).

### **What is the difference between a Maestro I and a Maestro II?**

The Maestro I was sold with the "Silver Cassette" PC. The Maestro II was sold with the MJS computer. A Maestro I can be upgraded to a Maestro II with a new bracket to mount the MJS with (no longer sold). The Maestro II box has holes to mount the MJS right to the back wall of the box.

### **Which lock cylinder goes with this jukebox?**

The Genesis/Rhapsody uses P/N: 400069-001. The Maestro I/II, Allegro, Ovation, and Ovation II all use P/N: 400057-001. The Allegro MX-1 uses P/N: 400517-001.

## What stacker should I use for this jukebox?

Genesis/Rhapsody: Can use any size stacker.

Maestro I/II: Uses the smallest stackers (600 ICT or 500 Mars)

Allegro: Both sides: Uses the ICT 880 stacker or the Mars 700 stacker

Ovation I/II: (Looking at the box) Left side: Mars 700 or ICT 880 Right side: Mars 500 or ICT 600

Allegro MX-1: Both: Can use any size stacker.

## What is the difference between the DA415 3 channel, DA415 4 channel, and DA950-U?

These are all amplifiers that are made by Touchtunes. The DA415 comes in two variations; the three channel and the four channel. The three channel has a left channel, right channel, and a subwoofer output. The four channel has two independent stereo outputs. This allows you to have two stereo amps with different volume controls. Lastly, the DA950-U has the functionality of a three or four channel DA415 due to the toggle switch on the amplifier. The DA950-U can be installed anywhere a DA415 3 or 4 channel amp would go.

## How can I tell if the jukebox has an MJS or a JCB?

The JCB computer can be identified by the label on the front. It is blue. The MJS label on the front is silver. Also, the JCB has LEDs on the front of the computer. It is on the left hand side. The MJS has no lights on the front.



JCB PC



MJS PC

The MJS and JCB also use different hard drives. The MJS is IDE whereas the JCB uses SATA. Below you can see the difference between the two. IDE HDDs have a silver handle and the SATA HDDs use a gold handle.



JCB Uses Gold HDD



MJS Uses Silver HDD