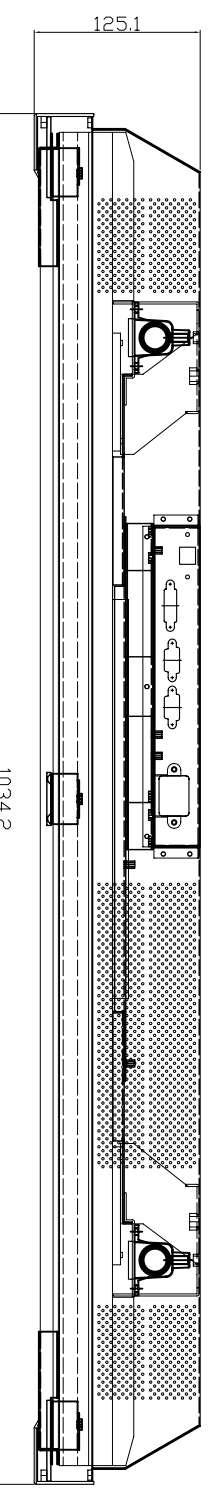
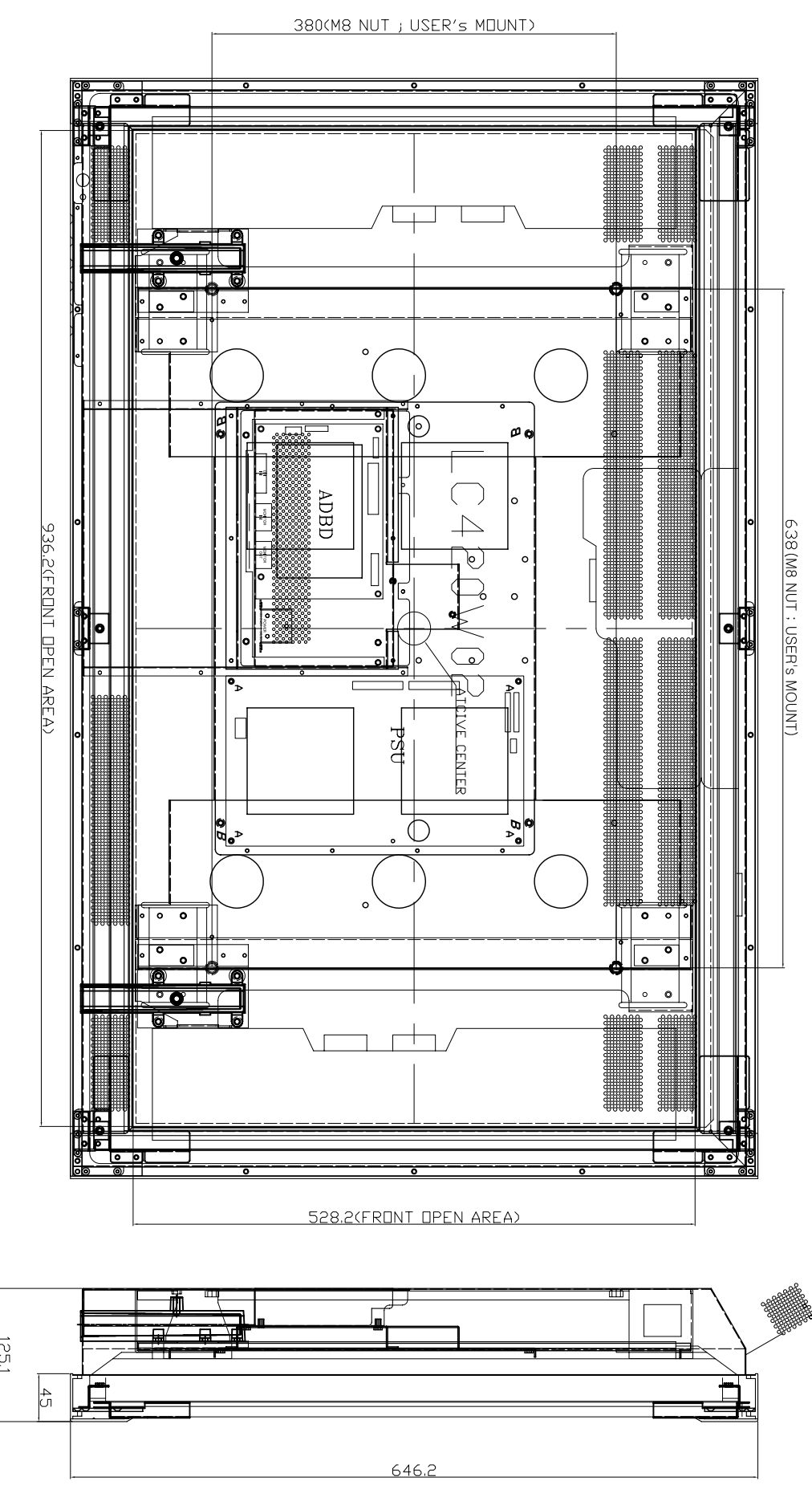
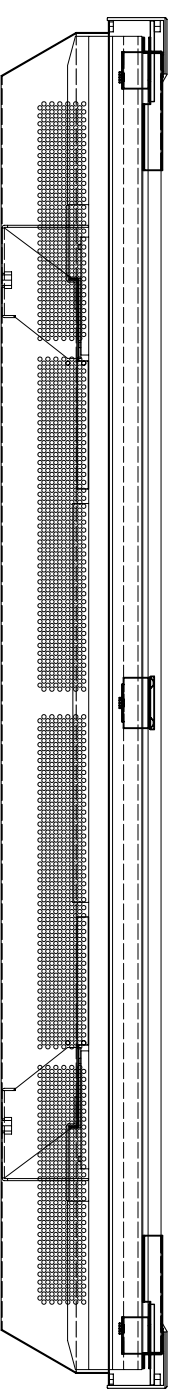


ERP CODE	-	1	2	3	4	5	6	7	8	9	10
REV.	DATE	ECO NO	DESCRIPTION OF CHANGE					DRAWN	APPROVAL		
0	060913		INITIAL DRAWING					S.J			



NOTE

1. Remove all sharp edges
2. No harmful on the surface

THIRD ANGLE PROJECTION		DIMENSION TOLERANCES	
LENGTH	±0.1	HOLE DIAMETERS	±0.13
UNDER 4.9	±0.15	UNDER 3.81	±0.13
5.0 ~ 20.9	±0.2	3.81 ~ 6.35	±0.13
21.0 ~ 50.9	±0.2	6.36 ~ 12.70	±0.25
51.0 ~ 200.9	±0.4	12.70 OVER	±0.25
201.0 ~ 500.0	±0.6	ANGLE	±0.3°
500.0 OVER	±1.0		

NO.	DESCRIPTION	Q'TY	DWG NO.(ERP NO.)	REMARK
20	GLASS 980*588*4T	1	65-242150001	-
19	LENS-LARGE	1	93+054201002	-
18	LENS-SMALL	1	93+054201001	-
17	BK GUIDE STAND	2	64-342010400	-
16	BK-PCB(TS) COVER	1	63-240011309	-
15	BK OTS-CTL	1	63-200010204	-
14	GUIDE-FRONTM	2	63-246010103	-
13	GUIDE-OSD	1	63-240010302	-
12	GUIDE-OTS_B	1	63-242011207	L/R
11	GUIDE-OTS_T	1	63-242011206	L/R
10	GUIDE-FRONT_B	1	63-242011205	L/R
9	GUIDE-FRONT_T	1	63-242011204	L/R
8	BK-PANEL_M	2	63-242011203	-
7	BK-PANEL_B	1	63-242011202	L/R
6	BK-PANEL_T	1	63-242011201	L/R
5	BK-COVER ASSY	1	63-242011302	-
4	BK-BASE WALL ASSY	1	63-242011301	-
3	FRONT_SIDE	2	64-242010103	-
2	FRONT_BOTTOM	1	64-242010102	-
1	FRONT_TOP	1	64-242010101	-

