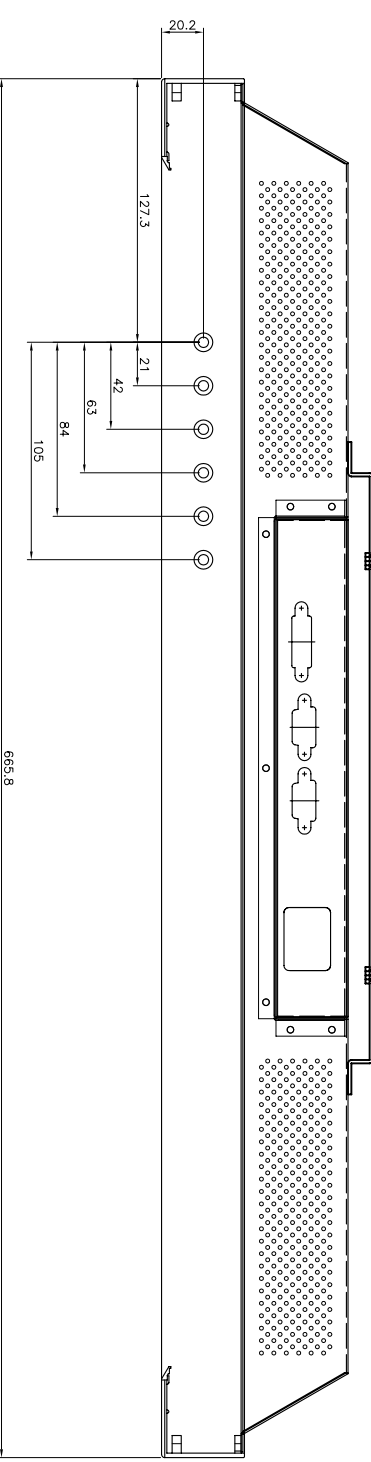
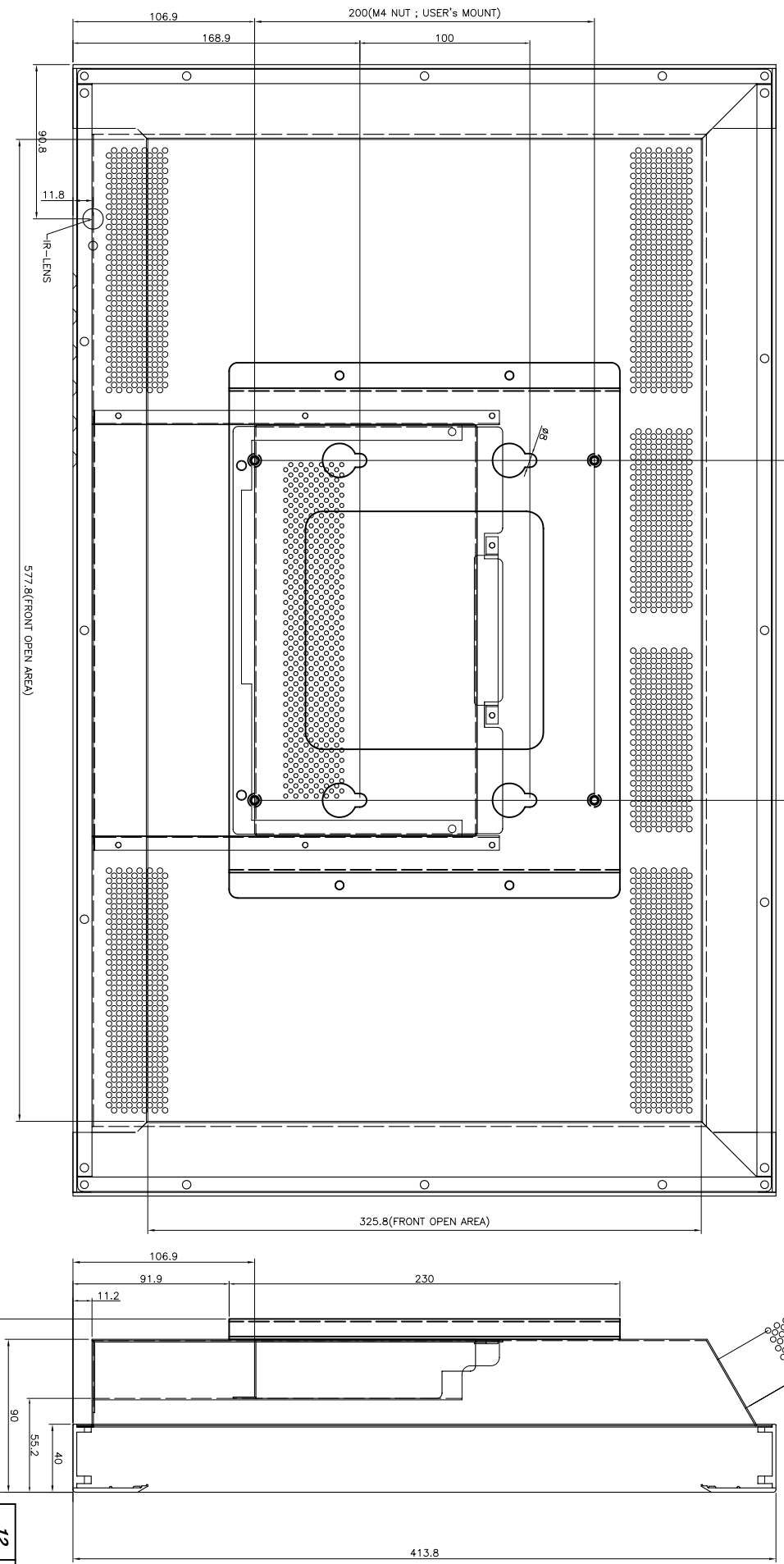
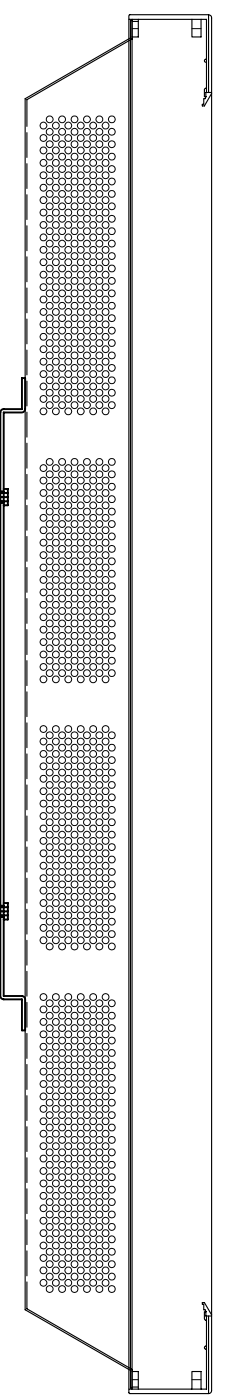


ERP CODE	1	2	3	4	5	6	7	8	9	10
REV.	0	060906								
DATE										
ECO NO										
DESCRIPTION OF CHANGE	INITIAL DRAWING									
DRAWN	S.J									
APPROVAL										



NO.	DESCRIPTION	Q'TY	DWG. NO. (ERP NO.)	REMARK
12	LENS-LARGE	1	93+054201002	-
11	LENS-SMALL	1	93+054201001	-
10	GUIDE-FRONT	2	63-240010304	-
9	GUIDE-FRONTL	2	63-240010303	-
8	GUIDE-OSD	1	63-240010302	-
7	BK-PANEL	2	63-226011001	-
6	BK-WALL MOUNT	1	63-232010104	-
5	COVER ASSY	1	63-226011003	-
4	BASE ASSY	1	63-226011002	-
3	FRONT_SIDE	2	64-226010103	-
2	FRONT_BOTTOM	1	64-226010102	-
1	FRONT_TOP	1	64-226010101	-

THIRD ANGLE PROJECTION	
DIMENSION TOLERANCES	
LENGTH	UNDER 4.9 ±0.1 5.0 ~ 20.9 ±0.15 21.0 ~ 30.9 ±0.2 31.0 ~ 200.9 ±0.4 201.0 ~ 500.0 ±0.6 500.0 OVER ±1.0
HOLE DIAMETERS	UNDER 3.81 ±0.13 3.81 ~ 6.35 ±0.13 6.36 ~ 12.70 ±0.25 12.70 OVER ±0.25
ANGLE	±0.3°

NOTE
1. Remove all sharp edges
2. No harmful on the surface