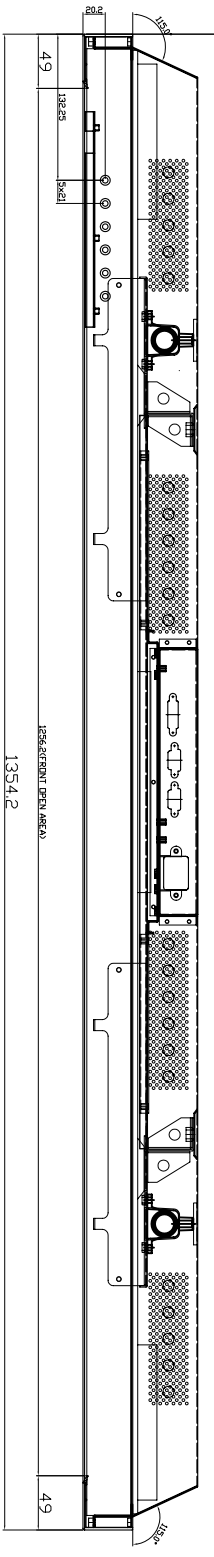
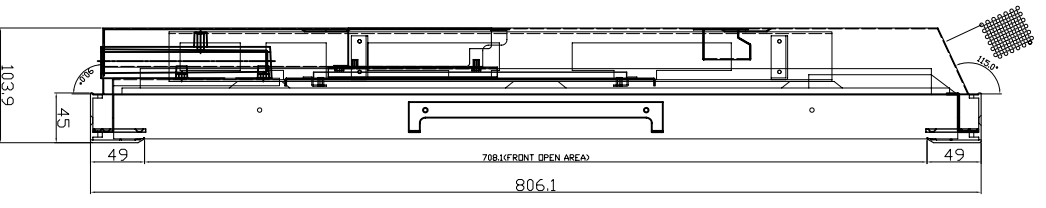
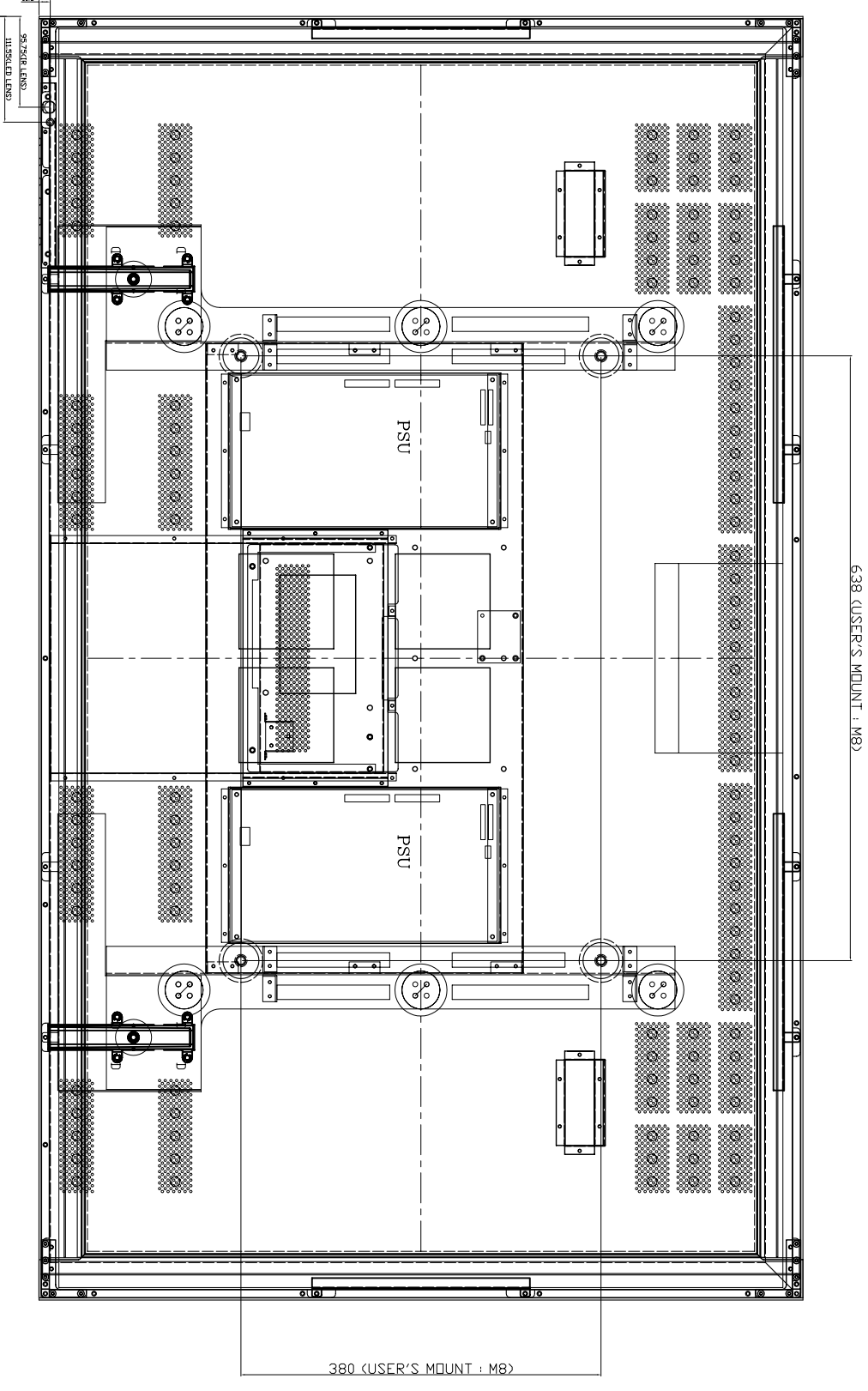
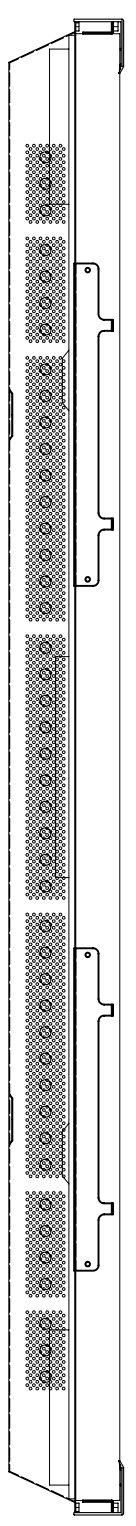


|          |   |      |        |        |   |                       |                 |       |     |          |    |
|----------|---|------|--------|--------|---|-----------------------|-----------------|-------|-----|----------|----|
| ERP CODE | - | 1    | 2      | 3      | 4 | 5                     | 6               | 7     | 8   | 9        | 10 |
| REV.     | 0 | DATE | 060913 | ECO NO |   | DESCRIPTION OF CHANGE | INITIAL DRAWING | DRAWN | S.J | APPROVAL |    |



**NOTE**

1. Remove all sharp edges
2. No harmful on the surface

|                        |       |                |       |
|------------------------|-------|----------------|-------|
| THIRD ANGLE PROJECTION |       |                |       |
| DIMENSION TOLERANCES   |       | HOLE DIAMETERS |       |
| LENGTH                 | ±0.1  | UNDER 3.81     | ±0.13 |
| UNDER 4.9              | ±0.15 | 3.81 ~ 6.35    | ±0.13 |
| 5.0 ~ 20.9             | ±0.2  | 6.36 ~ 12.70   | ±0.25 |
| 21.0 ~ 50.9            | ±0.2  | 12.70 OVER     | ±0.25 |
| 51.0 ~ 200.9           | ±0.4  | ANGLE          | ±0.3° |
| 201.0 ~ 500.0          | ±0.6  |                |       |
| 500.0 OVER             | ±1.0  |                |       |

| NO. | DESCRIPTION    | Q'TY | DWG NO. (ERP NO.) | REMARK |
|-----|----------------|------|-------------------|--------|
| 16  | BK-PCB COVER   | 1    | 63-246010108      | -      |
| 15  | LENS-LARGE     | 1    | 93+054201002      | -      |
| 14  | LENS-SMALL     | 1    | 93+054201001      | -      |
| 13  | FRONT_SIDE     | 2    | 64-257010103      | -      |
| 12  | FRONT_BOTTOM   | 1    | 64-257010102      | -      |
| 11  | FRONT_TOP      | 1    | 64-257010101      | -      |
| 10  | GUIDE-FRONT    | 2    | 63-240010304      | -      |
| 9   | GUIDE-FRONTL   | 2    | 63-240010303      | -      |
| 8   | GUIDE-OSD      | 1    | 63-240010302      | -      |
| 7   | BK GUIDE STAND | 2    | 64-342010400      | -      |
| 6   | BK-COVER ASSY  | 1    | 63-257010206      | -      |
| 5   | BK-PCB ASSY    | 1    | 63-257010205      | -      |
| 4   | BK-STAND R     | 1    | 63-257010204      | -      |
| 3   | BK-STAND L     | 1    | 63-257010203      | -      |
| 2   | BK_PANEL_X     | 2    | 63-257010202      | -      |
| 1   | BK_PANEL_YT    | 2    | 63-257010101      | -      |

