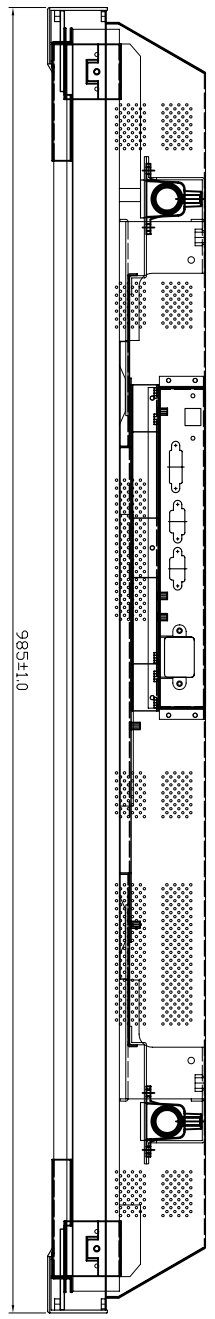
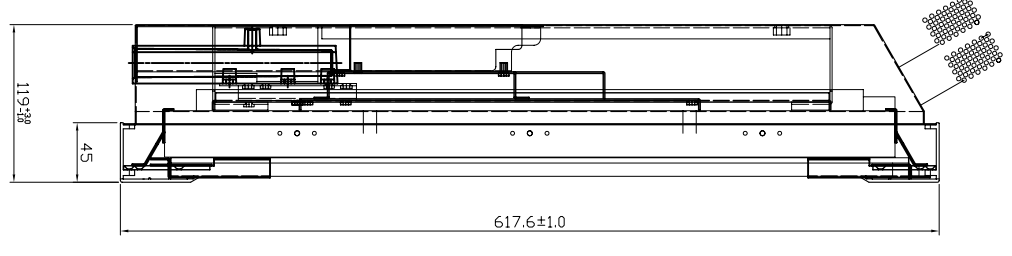
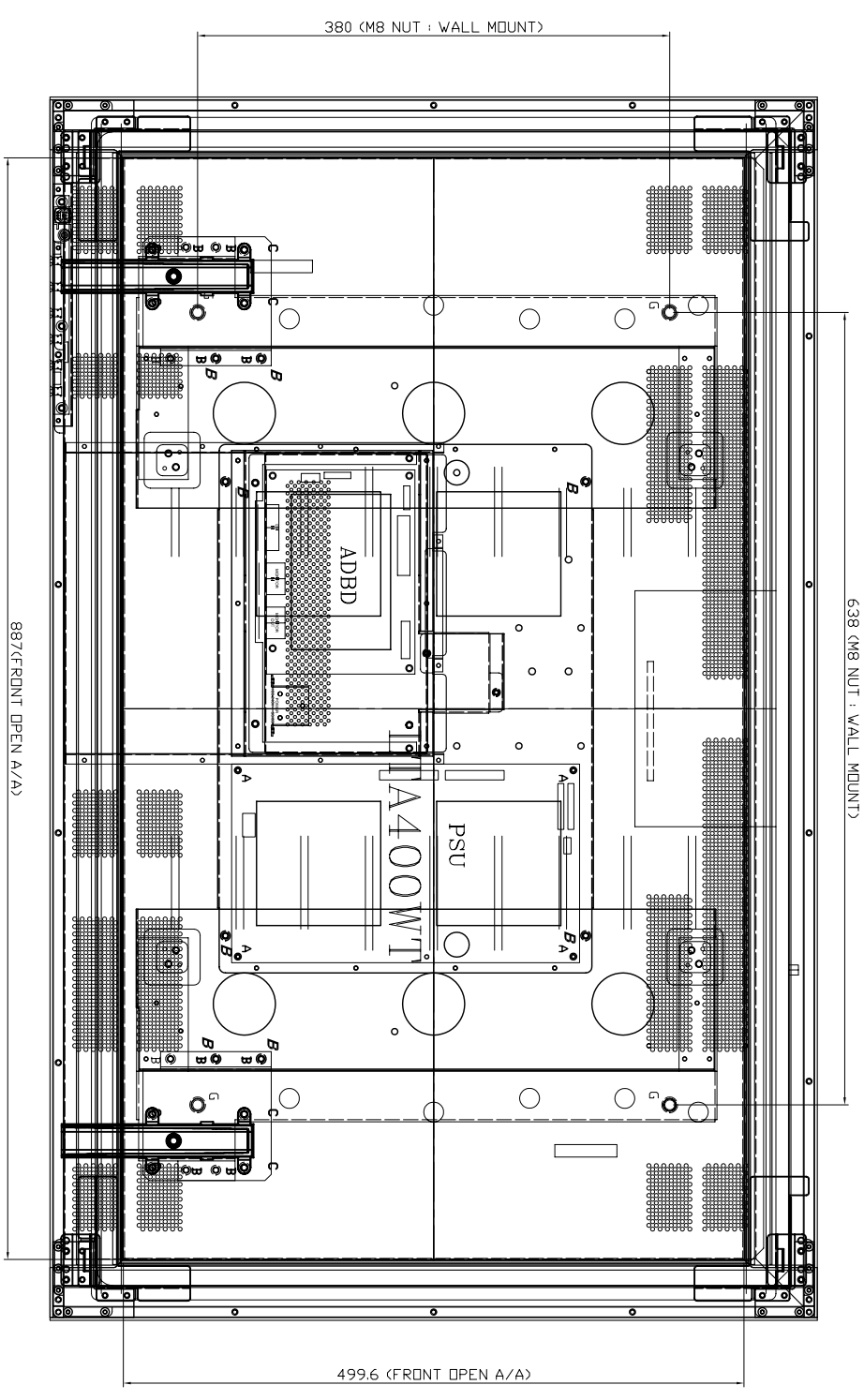
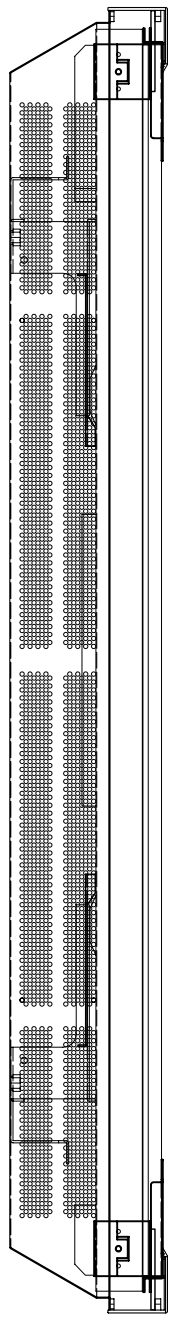


ERP CODE	-	REV.	DATE	ECO NO	DESCRIPTION OF CHANGE	DRAWN	APPROVAL
		0	060913		INITIAL DRAWING	S.J	



NO.	DESCRIPTION	Q'TY	DWG NO.(ERP NO.)	REMARK
18	GLASS 930*557*4T	1	65-240150001	-
17	LENS-LARGE	1	93+054201002	-
16	LENS-SMALL	1	93+054201001	-
15	BK GUIDE STAND	2	64-342010400	-
14	BK OTS-CTL	1	63-200010204	-
13	FRONT_SIDE	2	64-240011203	-
12	FRONT_BOTTOM	1	64-240011202	-
11	FRONT_TOP	1	64-240011201	-
10	GUIDE-FRONT_B	1	63-242011205	L/R
9	GUIDE-FRONT_T	1	63-242011204	L/R
8	GUIDE-OSD	1	63-240010302	-
7	BK-PANEL	4	63-240011407	-
6	GUIDE-OTS_B	1	63-240011406	L/R
5	GUIDE-OTS_T	1	63-240011405	L/R
4	BK-PCB COVER	1	63-240011309	-
3	BK-BASE STAND	1	63-240011404	L/R
2	BK-COVER ASSY	1	63-240012403	-
1	BK-BASE ASSY	1	63-240012401	-

THIRD ANGLE PROJECTION		TITLE		SCALE
DIMENSION TOLERANCES		FRAME TFT LCD 40WT OTS [ASSEMBLY]		1:1
LENGTH	±0.1	CHGC.	REF.	
UNDER 4.9	±0.15	DESIG.	DWG. NO	60-240012400
5.0 ~ 20.9	±0.2	S-J		
21.0 ~ 50.9	±0.2	H.T KIM		
51.0 ~ 200.9	±0.4			
201.0 ~ 500.0	±0.6			
500.0 OVER	±1.0			
HOLE DIAMETERS		MATERIAL		UNIT
UNDER 3.81	±0.13	SECC(EGI)		SHEET
3.81 ~ 6.35	±0.13			1/1
6.36 ~ 12.70	±0.25			
12.70 OVER	±0.25			
ANGLE				
±0.3°				

**NOTE**  
 1. Remove all sharp edges  
 2. No harmful on the surface