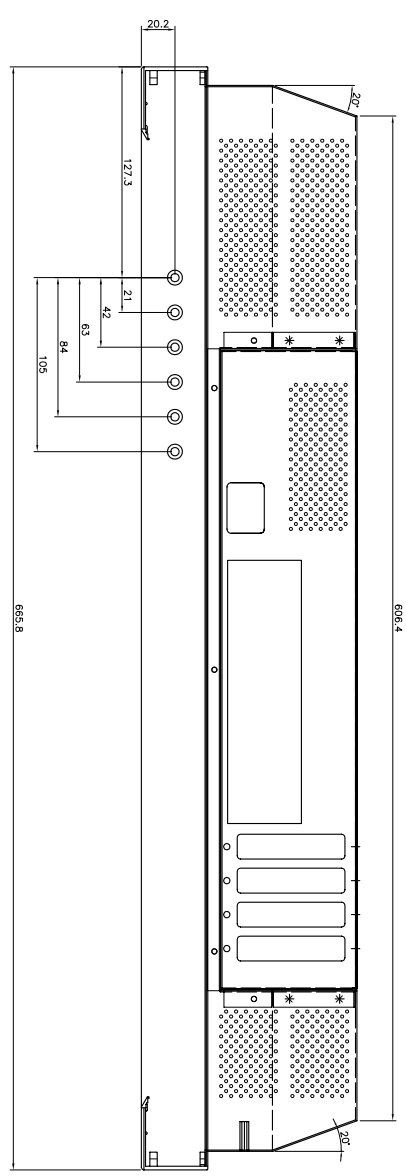
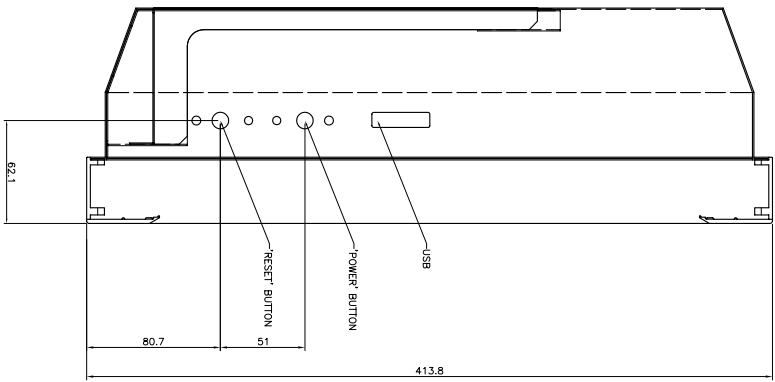
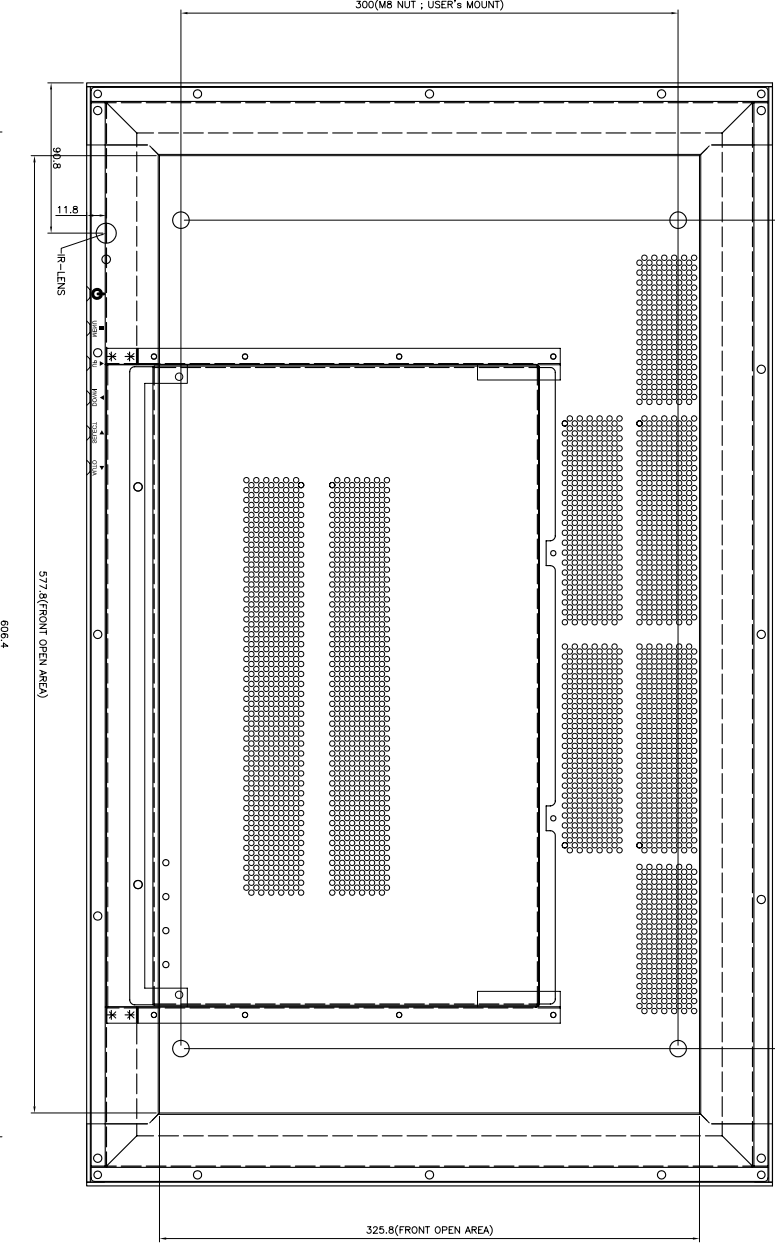
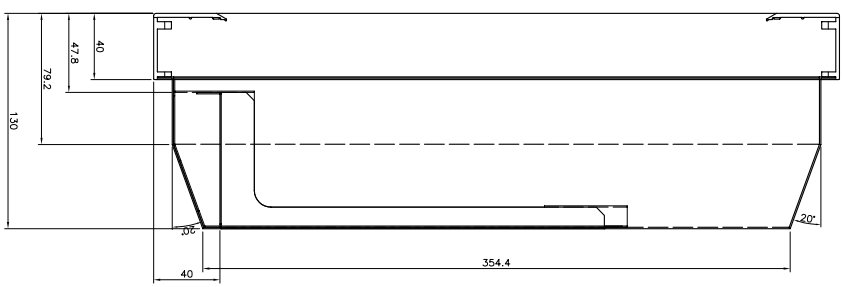
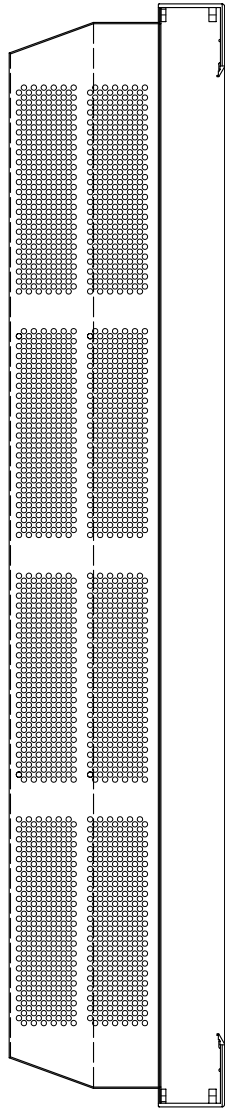


ERP CODE	—	REV.	DATE	ECO NO	DESCRIPTION OF CHANGE	DRAWN	APPROVAL
		0	061114		INITIAL DRAWING	S.J	



NOTE
 1. Remove all sharp edges
 2. No harmful on the surface

THIRD ANGLE PROJECTION	
DIMENSION TOLERANCES	
LENGTH	HOLE DIAMETERS
UNDER 4.9 ±0.1	UNDER 3.81 ±0.13
5.0 ~ 20.9 ±0.15	3.81 ~ 6.35 ±0.13
21.0 ~ 30.9 ±0.2	6.36 ~ 12.70 ±0.13
31.0 ~ 200.9 ±0.4	12.70 OVER ±0.25
201.0 ~ 500.0 ±0.6	
500.0 OVER ±1.0	ANGLE ±0.3°

NO.	DESCRIPTION	Q'TY	DWG NO.(ERP NO.)	REMARK
24	LENS-LARGE	1	93+054201002	-
23	LENS-SMALL	3	93+054201001	-
22	BUTTON-RESET	1	93-094010102	-
21	BUTTON-POWER	1	93-094010101	-
20	BK SSD	1	63-200010302	Option
19	BK PCB(PC) COVER	1	63-200010301	-
18	BK HDD_26"	1	63-200010210	-
17	BK USB-PCB	1	63-200010208	-
16	BK POWER	1	63-200010206	-
15	BK BUTTON	1	63-200010203	-
14	BK CD	2	63-200010105	-
13	BK CABLE-B	1	63-200010104	-
12	BK VGA CD-A	1	63-200010102	-
11	BK LAN CD	1	63-200010101	-
10	GUIDE-FRONT	2	63-240010304	-
9	GUIDE-FRONTL	2	63-240010303	-
8	GUIDE-OSD	1	63-240010302	-
7	BK-PANEL	2	63-226011001	-
6	BK-COVER ASSY	1	63-226011103	-
5	BK-WALL L/R	1	63-226011102	L/R
4	BK-MAIN ASSY	1	63-226011101	-
3	FRONT_SIDE	2	64-226010103	-
2	FRONT_BOTTOM	1	64-226010102	-
1	FRONT_TOP	1	64-226010101	-

KF-D-007

KORTEK CORPORATION

2006.07.07(REV.01)