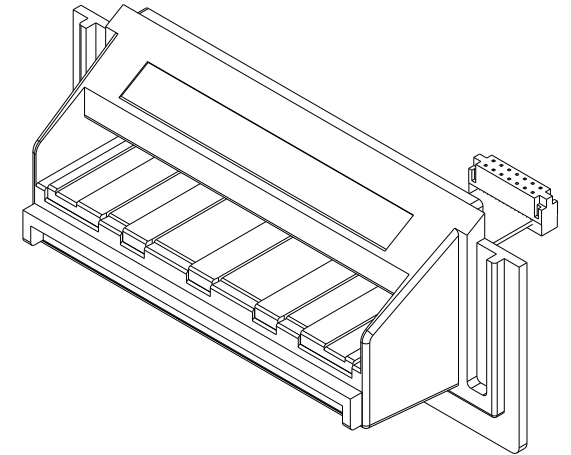


Front Load Bill Validator

MFL Bezel

MFLB-9080

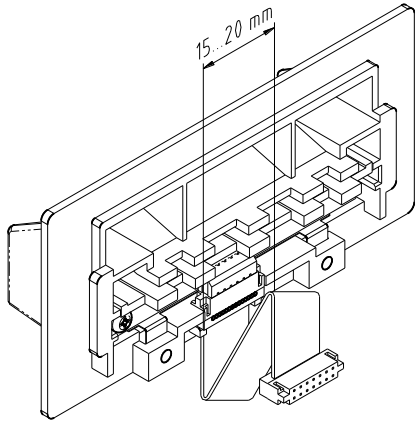


Specifications:

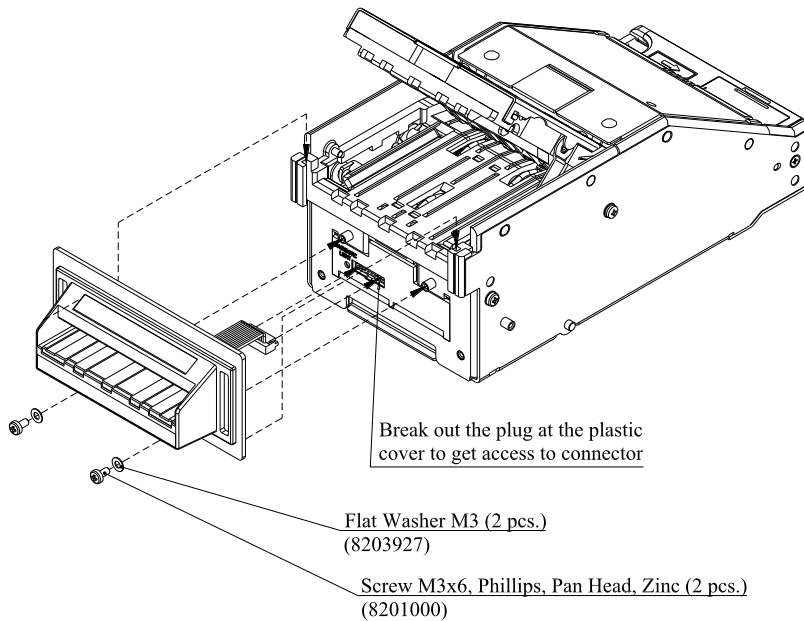
- Bezel Variant D
- Handled Bill Width 62-82 mm

Bezel Installation

Step 1. Folding up a Cable of the Bezel.



Step 2. Attach Bezel to the Validator Head and screw on.



Step 3. Connect a socket of the Cable to a plug of the Validator Head.

Warning

- Switch power off or disconnect power-interface cable.
- Do not touch electrical connectors or cables without using proper electrostatic protection.