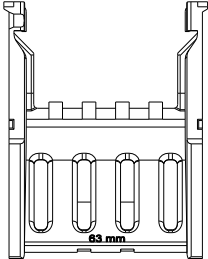
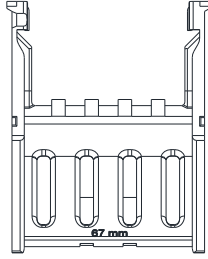
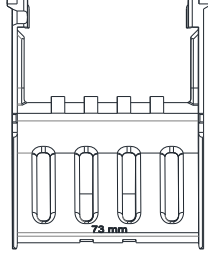


Bill-to-Bill Currency Management System

OPT-SL-INS-63/67/73

Part No.	Max. Handled Bill Width mm	Figure
5202167-63	63	
5202167-67	67	
5202167-73	73	

SUZHAPP

1743 Linneman Road, Mount Prospect, IL 60056 USA
PHONE: 1-847-952-5932 or 1-800-239-7017

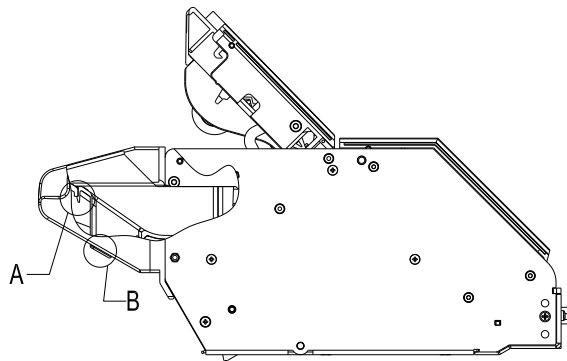
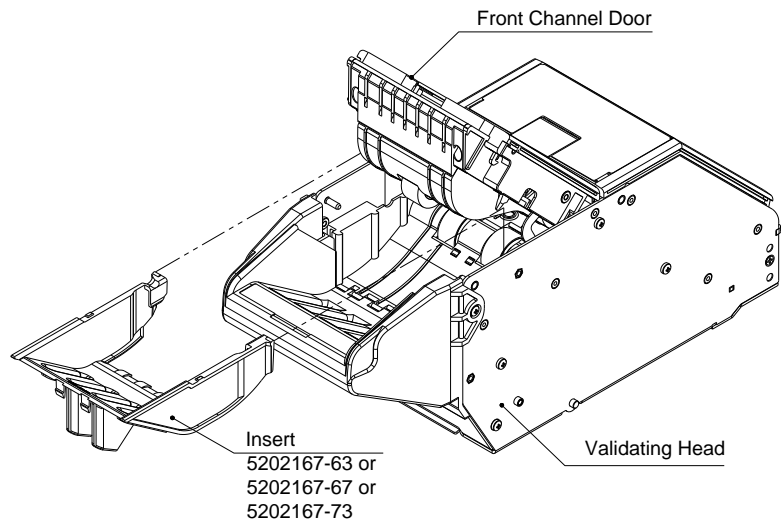
bill-to-bill@suzohapp.com

<http://www.suzohapp.com/Bill-to-Bill>

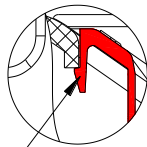
© 2014 Suzo-Happ Group

Insert Installation:

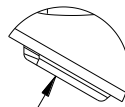
1. Open the Front Channel Door.
2. Install 5202167-63 or 5202167-67 or 5202167-73 Insert.



DETAIL A
SCALE 2:1



DETAIL B
SCALE 2:1



3. Close the Front Channel Door.