

mei | cashflow™

sc series



Quick Codes for Internal Diagnostics
















The I-card is a quick reference tool for diagnostic codes you may encounter. The chart below indicates the 15 color-coded combinations of diagnostic LEDs on the bill acceptor. For each color, there is a solid indicator and four flashing combinations.

- Green status – No problems with the unit. You may need to correct another issue.
- Yellow status – You can correct the issue at the machine.
- Red status – You need a spare or service tool to correct the condition.

If multiple failure conditions occur, the most severe will be displayed. For example, red over yellow or yellow over green.

By opening the machine door, you will disable the primary interface. The 10-second delay allows you to see a normal condition on the unit prior to the LED display update.

S = Solid Light F = Flash

LED INDICATORS	STATUS	YOU NEED TO
Green 	Normal	Take no action.
Green 	Disabled by machine interface	Fix the machine condition (e.g. fill the coin hopper).
Green 	Disabled by network interface (if applicable)	Correct the network condition.
Green 	Reserved	
Green 	Reserved	
Yellow 	Cash-box not seated or not present	Reseat the cash-box.
Yellow 	Poor acceptance	Clean the acceptor.
Yellow 	Jam in acceptor	Clear the jam from the acceptor.
Yellow 	Jam in cash-box.	Remove the acceptor and try to clear jam.
Yellow 	Reserved	
Red 	Cash-box full	Replace with an empty cash-box.
Red 	Acceptor hardware fault	Replace the acceptor with a programmed spare.
Red 	Interface board hardware fault	Replace the interface board.
Red 	Unprogrammed unit	Program unit with a service tool.
Red 	Reserved	

**Contact your local MEI representative, US Technical Support
or MEI online @ www.meiglobal.com**

MEI Part No. 252061017 Rev. G1