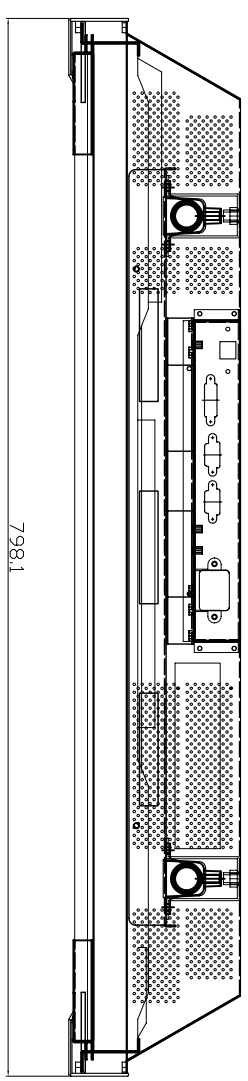
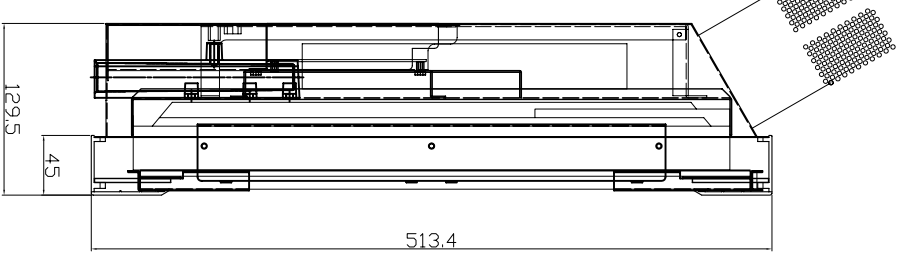
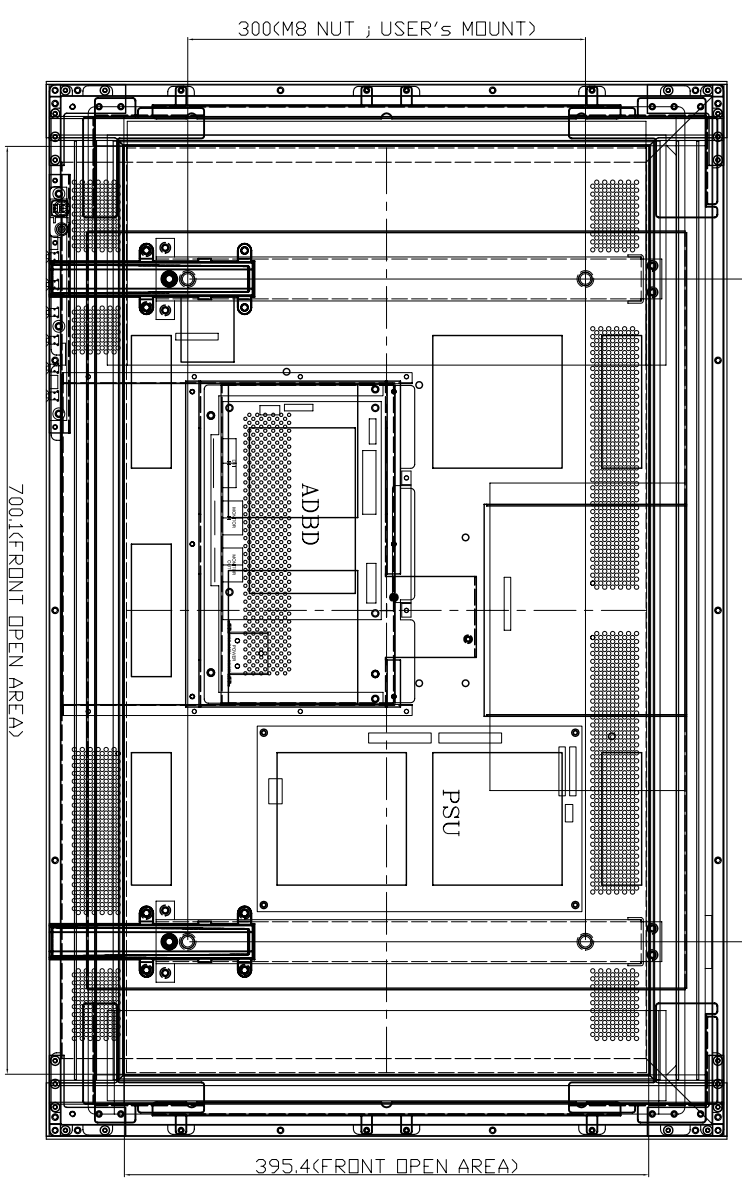
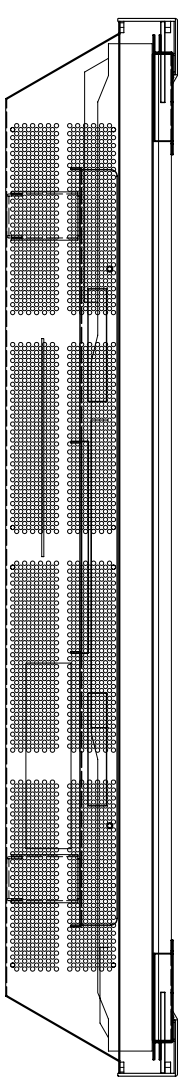


ERP CODE	-	1	2	3	4	5	6	7	8	9	10
REV.	DATE	ECO NO	DESCRIPTION OF CHANGE					DRAWN	APPROVAL		
0	060913		INITIAL DRAWING					S.J			



NO.	DESCRIPTION	Q'TY	DWG NO.(ERP NO.)	REMARK
18	GLASS 744*460*4T	1	65-232150001	-
17	LENS-LARGE	1	93+054201002	-
16	LENS-SMALL	1	93+054201001	-
15	BK GUIDE STAND	2	64-342010400	-
14	BK-PCB(TS) COVER	1	63-240011309	-
13	BK OTS-CTL	1	63-200010204	-
12	GUIDE-OSD	1	63-240010302	-
11	GUIDE-OTS_B	1	63-232011205	L/R
10	GUIDE-OTS_T	1	63-232011204	L/R
9	PANEL BK	2	63-232011203	-
8	GUIDE-FRONT	2	63-232011202	-
7	GUIDE-FRONTL	2	63-232011201	-
6	BK-COVER ASSY	1	63-232011303	-
5	BK-WALL	1	63-232011302	L/R
4	BK-MAIN ASSY	1	63-232011301	-
3	FRONT_SIDE	2	64-232011203	-
2	FRONT_BOTTOM	1	64-232011202	-
1	FRONT_TOP	1	64-232011201	-

THIRD ANGLE PROJECTION	
DIMENSION TOLERANCES	
LENGTH	±0.1
UNDER 4.9	±0.15
5.0 ~ 20.9	±0.2
21.0 ~ 50.9	±0.4
51.0 ~ 200.9	±0.6
201.0 ~ 500.0	±1.0
500.0 OVER	±1.0
HOLE DIAMETERS	
UNDER 3.81	±0.13
3.81 ~ 6.35	±0.13
6.36 ~ 12.70	±0.25
12.70 OVER	±0.25
ANGLE	±0.3°

**NOTE**  
 1. Remove all sharp edges  
 2. No harmful on the surface