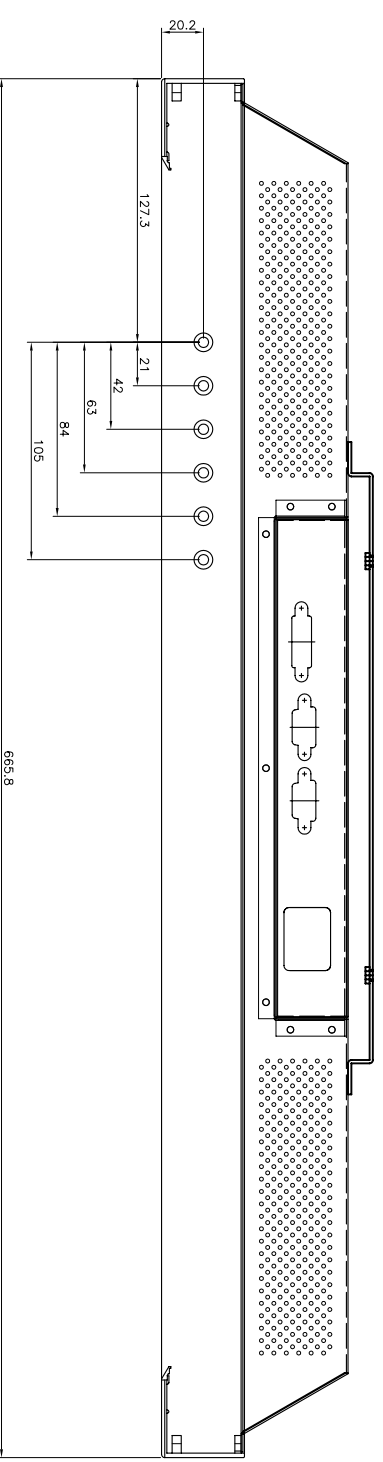
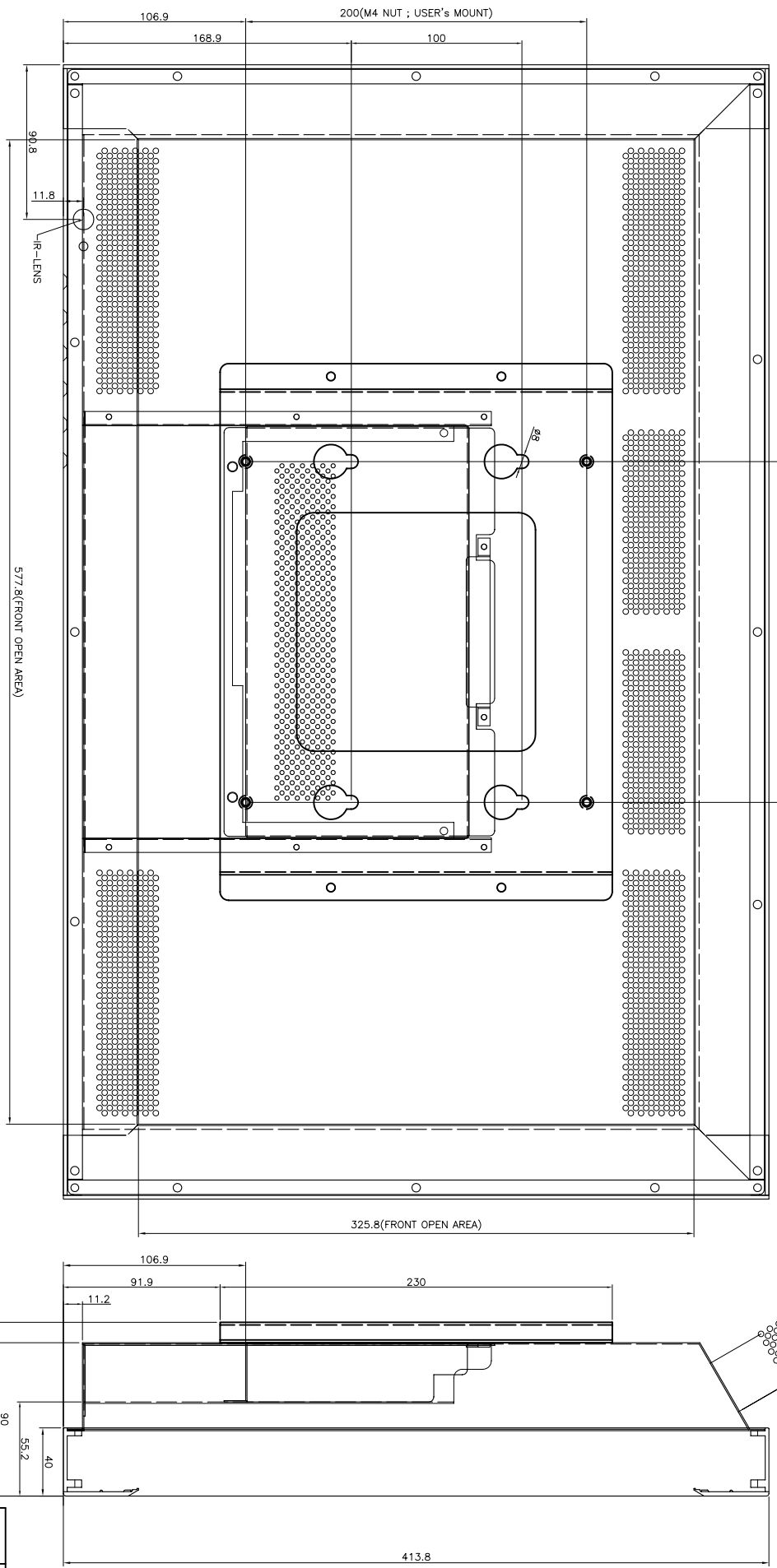
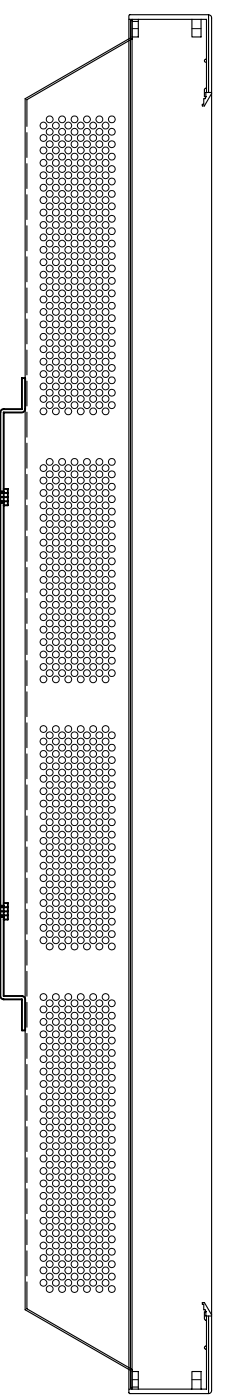


ERP CODE	1	2	3	4	5	6	7	8	9	10
REV.	0	060906								
DATE										
ECO NO										
DESCRIPTION OF CHANGE	INITIAL DRAWING									
DRAWN	S.J									
APPROVAL										



12	LENS-LARGE	1	93+054201002	-
11	LENS-SMALL	1	93+054201001	-
10	GUIDE-FRONT	2	63-240010304	-
9	GUIDE-FRONTL	2	63-240010303	-
8	GUIDE-OSD	1	63-240010302	-
7	BK-PANEL	2	63-226011001	-
6	BK-WALL MOUNT	1	63-232010104	-
5	COVER ASSY	1	63-226011003	-
4	BASE ASSY	1	63-226011002	-
3	FRONT_SIDE	2	64-226010103	-
2	FRONT_BOTTOM	1	64-226010102	-
1	FRONT_TOP	1	64-226010101	-

NO.	DESCRIPTION	Q'TY	DWG NO.(ERP NO.)	REMARK
	DATE			
	NAME			
	TITLE			
	DESIGNER			
	CHECKER			
	APP.			
	DWG. NO			
	MATERIAL			
	UNIT			
	SHEET			
	SCALE			

**NOTE**  
 1. Remove all sharp edges  
 2. No harmful on the surface

THIRD ANGLE PROJECTION		HOLE DIAMETERS	
DIMENSION TOLERANCES		ANGLE	
LENGTH	±0.1	UNDER 3.81	±0.13
UNDER 4.9	±0.15	3.81 ~ 6.35	±0.13
5.0 ~ 20.9	±0.2	6.36 ~ 12.70	±0.13
21.0 ~ 30.9	±0.2	12.70 OVER	±0.23
31.0 ~ 200.9	±0.4		
201.0 ~ 500.0	±0.6		
500.0 OVER	±1.0		