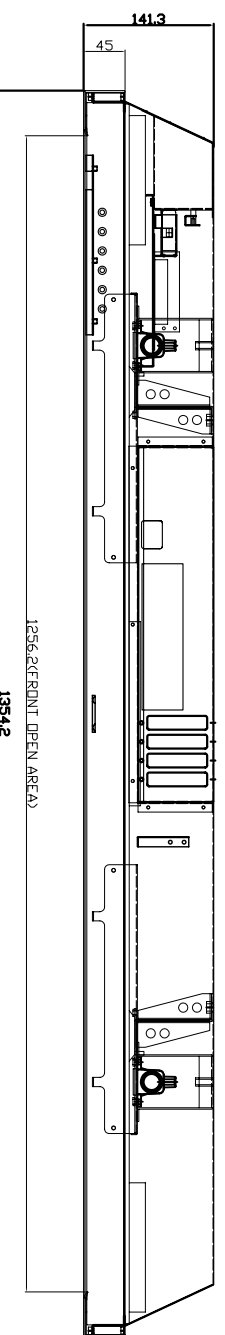
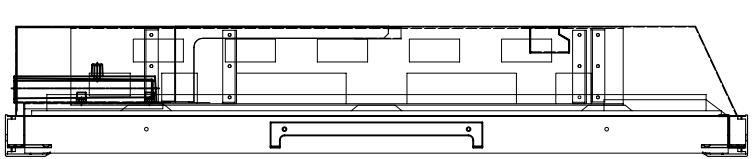
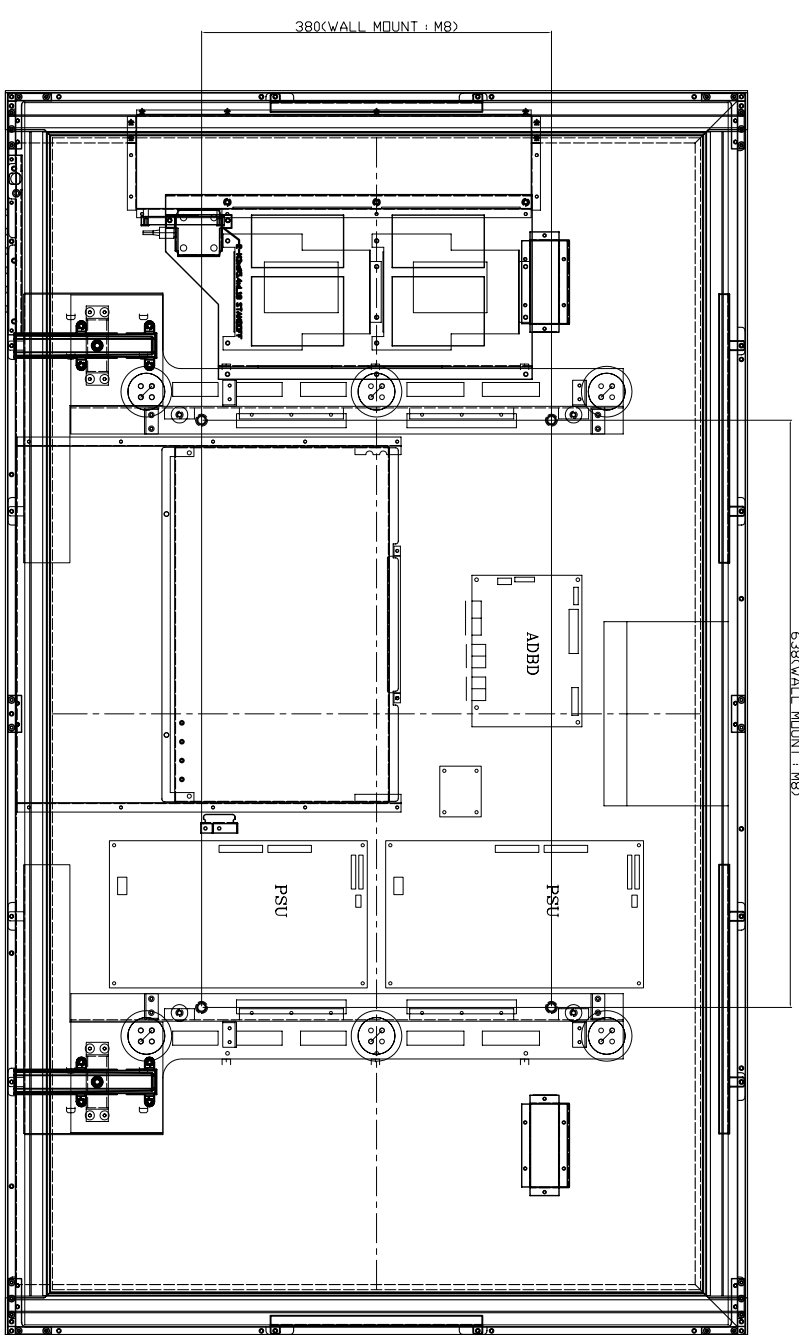
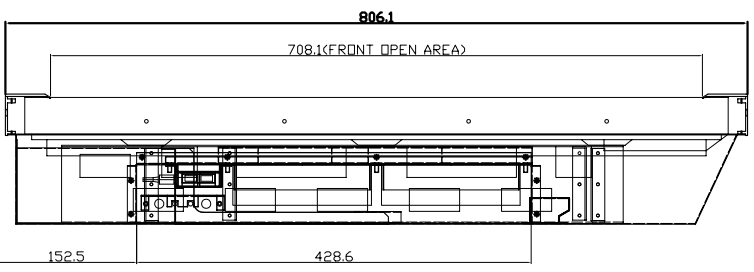
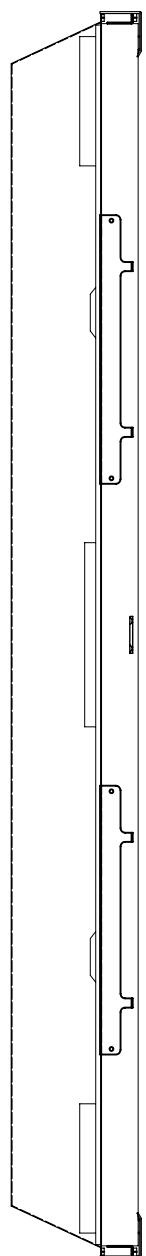


1	ERP CODE	2	—	3		4		5		6		7	REV. DATE	8	ECO NO	9	DESCRIPTION OF CHANGE	10	DRAWN APPROVAL
													0 070117				INITIAL DRAWING		S.J



NOTE
 1. Remove all sharp edges
 2. No harmful on the surface

NO.	DESCRIPTION	DATE	NAME	QTY	DWG NO.(ERP NO.)	REMARK
					FRAME TFT LCD	
					DCD-LT1570HH	
					[ASSEMBLY]	

THIRD ANGLE PROJECTION	DIMENSION TOLERANCES	LENGTH	ANGLE	HOLE DIAMETERS
		UNDER 4.9 ±0.1 5.0 ~ 20.9 ±0.15 21.0 ~ 50.9 ±0.2 51.0 ~ 200.9 ±0.4 201.0 ~ 500.0 ±0.6 500.0 OVER ±1.0	UNDER 3.81 ±0.13 3.81 ~ 6.35 ±0.13 6.36 ~ 12.70 ±0.25 12.70 OVER ±0.3°	

DESIGNER	CHECKER	DATE	APP.	H.T	NAME	DWG. NO	MATERIAL	UNIT	SHEET
DESIGNER		070117			S.J	60-257011100		mm	1/1